

Castos Productions: Podcast Equipment Guide 2022



castos

Presented by Castos

1. A good microphone

Don't use your computer's built-in mic!

3. Strong internet

Strong wifi signal w/ hard-wire connection preferred.

4. Recording software

Use podcast specific apps to record your episodes.

2. Quiet surroundings

The less audio reverb (echo) the better.

4. Interview etiquette

Focus on clear talking points while letting others participate.

4. Invest time

Focus on clear talking points while letting others participate.

Recording great audio





PRO TIP

“Eat the mic!”

You want to be as close to your mic as possible.

The hobbyist

For podcasters that are starting their first show who have small budgets and need easy-to-use products.



castos

Podcast Equipment Recommendations

The
hobbyist



Audio-Technica ATR2100x - \$99

The
hobbyist



Samson Q2U - \$70

The
hobbyist



Sennheiser GAME ONE – \$125



PRO TIP

Optimize your recording space

Affordable mics can sound really great too! Spend some time treating your recording environment before making a big purchase.

The power user

For podcasters that want to create professional sounding podcasts, perhaps in a small studio or with multiple people in the same room.



castos

Podcast Equipment Recommendations



The power
user

Shure MV7 USB+XLR - \$249



The power
user

Shure MV7 USB+XLR - \$249

The power
user



Heil PR-40 - \$329



Shure SM7B - \$399

The power
user

The power
user



Cloud Microphones Cloudlifter - \$149

The power
user



Focusrite Scarlett 2i2 3rd Gen - \$169



PRO TIP

Always Wear Headphones

Always wear headphones when recording. It's a great way to make sure you don't introduce feedback into the recording.

The streamer / in-house team

For serious podcasters who want perfect audio and
have some money to spend.



castos

Podcast Equipment Recommendations



Rode PodMic - \$99

The
streamer /
in-house
team

The
streamer /
in-house
team



Electrovoice RE20 - \$899

The
streamer /
in-house
team



RØDE Procaster – \$224



The
streamer /
in-house
team

RODECaster Pro Studio – \$599

Accessories

A few extra items you need to put it all together.



castos

Podcast Equipment Recommendations

Accessories



Amazon Basics Mic Stand – \$22

Accessories



Heil Sound PL-2T Boom Arm – \$129

Accessories



Elgato Wave Mic Arm – \$127

Accessories



2x 6-foot XLR Cables – \$16



Foam Microphone Filters – \$6

Podcast Recording Apps

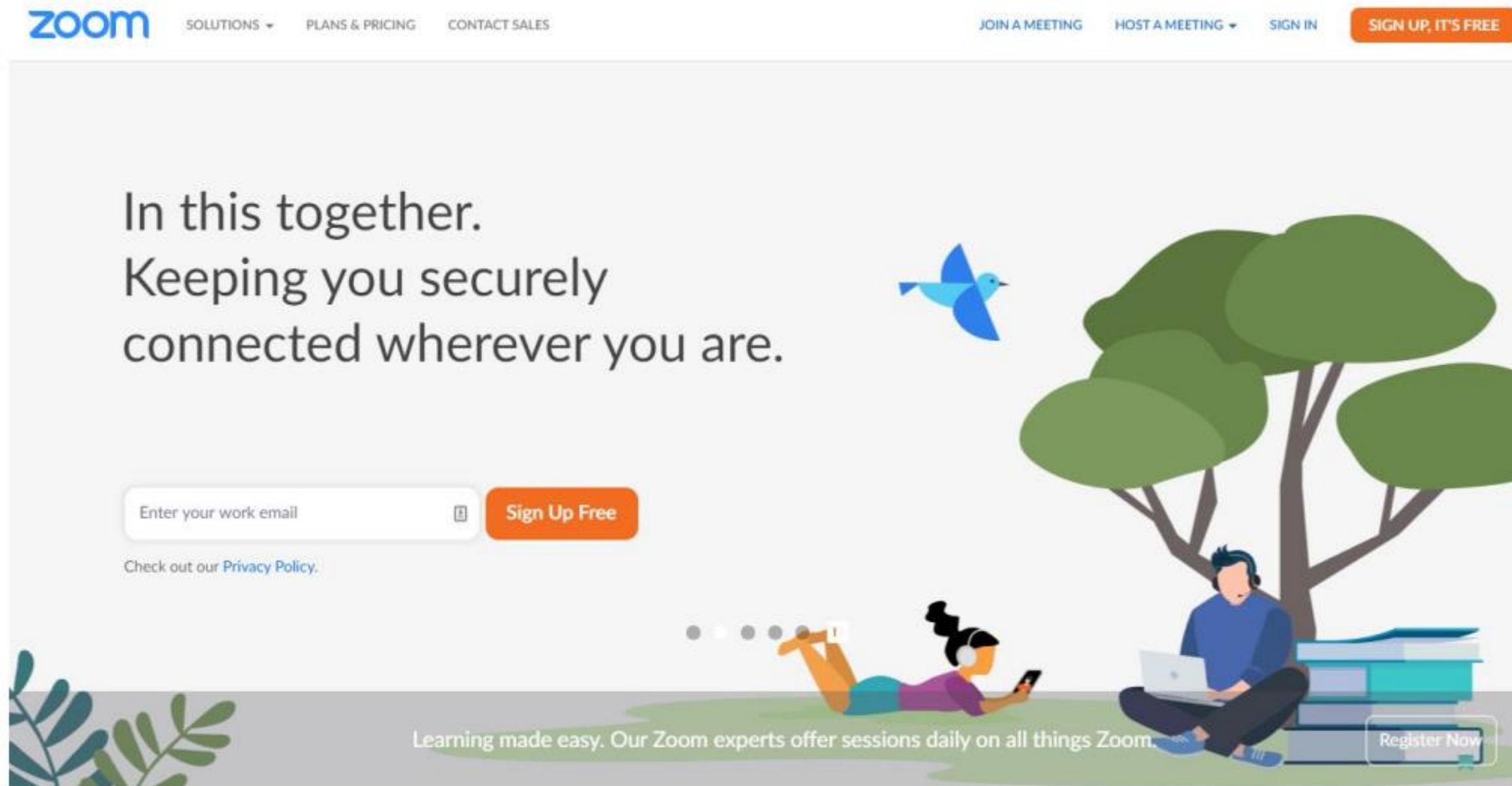
If you're creating solo podcasts or holding interview shows, these apps can help you get the job done.



castos


Podcast Equipment Recommendations

Podcast recording apps



Zoom – Starting at Free


Podcast recording apps

 SquadCast [Resources](#) [About](#) [Blog](#) [Pricing](#) [Demo](#) [Log In](#) [Start free trial](#)

Record studio-quality podcasts from anywhere

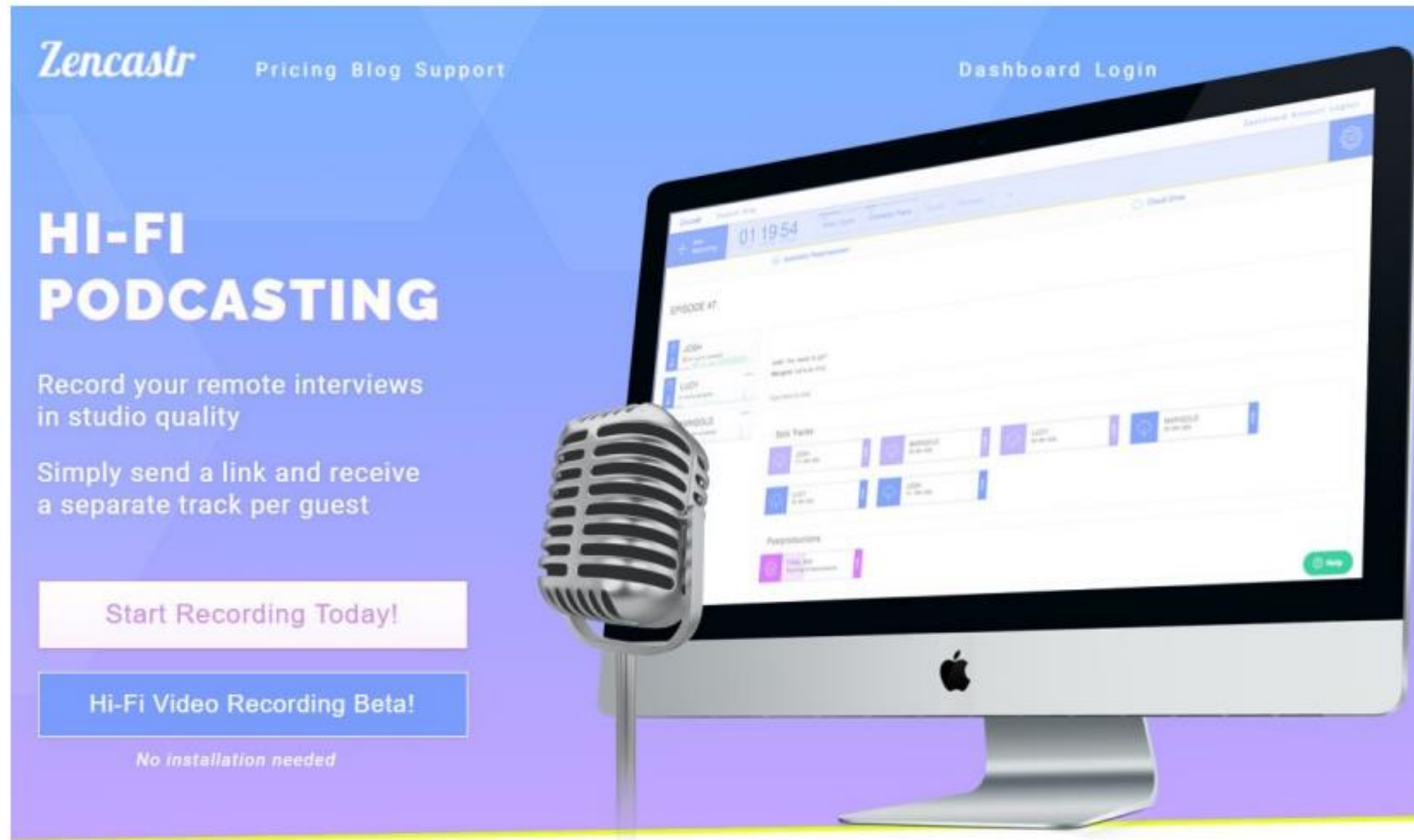
Record remotely, simplify editing and create engaging podcasts with an intuitive platform that allows you to connect with anyone, anywhere.

[Start free 7 day trial](#)

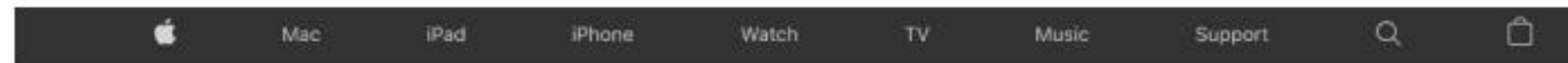


Squadcast.fm – Starting at \$9/mo

Podcast recording apps

The image is a promotional banner for Zencastr. On the left, the Zencastr logo is at the top, followed by links for Pricing, Blog, and Support. Below these is the heading 'HI-FI PODCASTING' in large, bold, white letters. Underneath the heading, two lines of text describe the service: 'Record your remote interviews in studio quality' and 'Simply send a link and receive a separate track per guest'. At the bottom left, there are two buttons: a white one with purple text that says 'Start Recording Today!' and a blue one with white text that says 'Hi-Fi Video Recording Beta!'. Below the blue button, the text 'No installation needed' is written in a smaller font. On the right side of the banner, there is a large, silver Apple iMac computer. A vintage-style silver microphone is positioned in front of the iMac. The iMac screen displays the Zencastr web interface, which includes a 'Dashboard Login' link at the top right, a timer showing '01:19:54', and a list of podcast episodes with details like 'EPISODE 41', 'JOSH', and 'LUCY'. The background of the banner is a gradient of blue and purple with geometric shapes.

Zencastr – Starting at Free or \$20/mo



GarageBand for Mac

Incredible music. In the key of easy.

GarageBand is a fully equipped music creation studio right inside your Mac — with a complete sound library that includes instruments, presets for guitar and voice, and an incredible selection of session drummers and percussionists. With Touch Bar features for MacBook Pro and an intuitive, modern design, it's easy to learn, play, record, create, and share your hits worldwide. Now you're ready to make music like a pro.

[Download GarageBand for Mac](#) ⬇



Garageband on Mac – Free

Podcast recording apps

Podcast recording apps



The screenshot shows the Audacity website homepage. At the top is the Audacity logo and a navigation menu with links: HOME, ABOUT, DOWNLOAD, HELP, CONTACT, GET INVOLVED, DONATE, and COPYRIGHT. A search bar is located to the right of the menu. The main content area features the text "Free, open source, cross-platform audio software" in large white font. Below this, it states "Audacity is an easy-to-use, multi-track audio editor and recorder for Windows, macOS, GNU/Linux and other operating systems. Developed by a group of volunteers as open source." To the right of this text is a screenshot of the Audacity software interface, showing a multi-track audio editor with two tracks labeled "Track 1" and "Track 2". At the bottom of the website, there is a blue button labeled "DOWNLOAD AUDACITY" with icons for Windows, macOS, and Linux. To the right of the button, it says "Latest version : 2.4.2" and provides links for "View Release Notes" and "Documentation".

Free, open source,
cross-platform
audio software

Audacity is an easy-to-use, multi-track audio editor
and recorder for Windows, macOS, GNU/Linux and
other operating systems.
Developed by a group of volunteers as open source.

[DOWNLOAD AUDACITY](#) Latest version : 2.4.2 [View Release Notes](#) [Documentation](#)

Audacity Windows + Mac – Free

Step
Away
Experience



castos

Castos Podcast Hosting

The best control & experience
for public and private podcasts



Castos Podcast Hosting Platform X

nyt - Google Search

+

castos.com/pricing/

Paid Monthly

Paid Yearly

Starter

Perfect for podcasters just getting started who need all the essentials.

\$19 / month

SIGN-UP FREE

Everything you get in Starter:

✓ Unlimited Podcasts and Episodes

✓ In-Depth Listener Analytics

✓ Up to 100 Private Subscribers

✓ Up to 20,000 Downloads per month

Growth

Great for podcasters who want more features to promote their show.

\$49 / month

SIGN-UP FREE

Everything in Starter plus:

✓ Video Republishing to YouTube

✓ Headliner Audiogram Integration

✓ Up to 250 Private Subscribers

✓ Up to 75,000 Downloads per month

Pro

Ideal for podcasters who produce video content and want enhanced analytics.

\$99 / month

SIGN-UP FREE

Everything in Growth plus:

✓ Video File Hosting

✓ Advanced Analytics

✓ Up to 500 Private Subscribers

✓ Up to 200,000 Downloads per month

Castos Premium

Ideal for large organization or high volume publishers that need additional resources.

From \$499 / month

CONTACT US

Everything in Pro plus:

✓ Custom Contracts & Invoices

✓ Single Sign-on (SSO)

✓ Increased Limits

✓ Dedicated Account Manager

https://app.castos.com/register

- Castos
- Flat monthly fee
- No revenue share
- Host public & private
- Distribute everywhere

Free iOS & Android mobile app experience!

All Castos customers have access to the free Castos app inside the Apple App & Google Play stores.

You don't need to manage RSS feeds! Let your customers listen to your podcast distraction-free with the Castos mobile app!

